



US010572898B2

(12) **United States Patent**
Greer et al.

(10) **Patent No.:** **US 10,572,898 B2**
(45) **Date of Patent:** ***Feb. 25, 2020**

(54) **MULTIMEDIA COMMUNICATION SYSTEM AND METHOD**

(71) Applicant: **Impact Engine, Inc.**, La Jolla, CA (US)

(72) Inventors: **Neil Greer**, La Jolla, CA (US); **Bennett Blank**, La Jolla, CA (US); **Bryan Depew**, La Jolla, CA (US)

(73) Assignee: **IMPACT ENGINE, INC.**, La Jolla, CA (US)

(*) Notice: Subject to any disclaimer, the term of this patent is extended or adjusted under 35 U.S.C. 154(b) by 0 days.

This patent is subject to a terminal disclaimer.

(21) Appl. No.: **16/119,915**

(22) Filed: **Aug. 31, 2018**

(65) **Prior Publication Data**
US 2018/0374122 A1 Dec. 27, 2018

Related U.S. Application Data

(63) Continuation of application No. 15/937,568, filed on Mar. 27, 2018, which is a continuation of application (Continued)

(51) **Int. Cl.**
G06Q 30/02 (2012.01)
G06F 16/50 (2019.01)
(Continued)

(52) **U.S. Cl.**
CPC **G06Q 30/0256** (2013.01); **G06F 3/0482** (2013.01); **G06F 16/4393** (2019.01);
(Continued)

(58) **Field of Classification Search**
CPC combination set(s) only.
See application file for complete search history.

(56) **References Cited**
U.S. PATENT DOCUMENTS

6,266,683 B1 7/2001 Yehuda et al.
6,601,057 B1 7/2003 Underwood et al.
(Continued)

FOREIGN PATENT DOCUMENTS

EP 1376406 A2 1/2004
EP 1431977 A2 6/2004
(Continued)

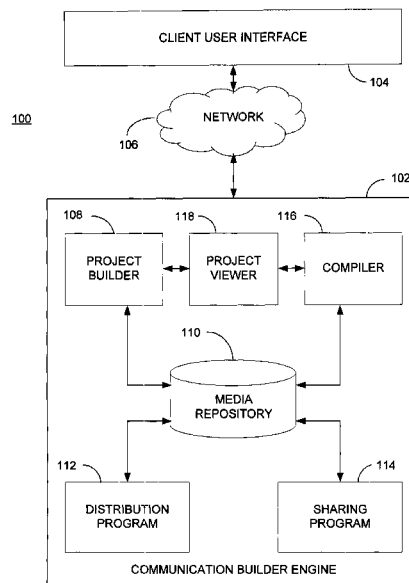
OTHER PUBLICATIONS

“EdgeSuite 5.0: ESI Developer’s Guide”, by Akamai. Aug. 29, 2004. pp. 7-11, 99, 104-105. (Year: 2004).*
(Continued)

Primary Examiner — William A Brandenburg
(74) *Attorney, Agent, or Firm* — Kilpatrick Townsend & Stockton LLP

(57) **ABSTRACT**
Systems and methods are disclosed for creating, editing, sharing and distributing high-quality, media-rich web-based communications. The communications are created in a layered fashion that integrates user-selected text, colors, background patterns, images, sound, music, video, or other media. The systems and methods are used to generate, edit, broadcast, and track electronic presentations, brochures, advertisements (such as banner advertisements on highly trafficked media websites), announcements, and interactive web pages, without the need for the user to understand complex programming languages.

35 Claims, 16 Drawing Sheets



Related U.S. Application Data

No. 15/795,136, filed on Oct. 26, 2017, now Pat. No. 10,068,253, which is a continuation of application No. 15/174,945, filed on Jun. 6, 2016, now Pat. No. 9,805,393, which is a continuation of application No. 14/590,881, filed on Jan. 6, 2015, now Pat. No. 9,361,632, which is a continuation of application No. 13/741,332, filed on Jan. 14, 2013, now Pat. No. 8,930,832, which is a continuation of application No. 13/004,862, filed on Jan. 11, 2011, now Pat. No. 8,356,253, which is a continuation of application No. 11/404,509, filed on Apr. 13, 2006, now Pat. No. 7,870,497.

(60) Provisional application No. 60/671,170, filed on Apr. 13, 2005.

(51) **Int. Cl.**

G06F 16/438 (2019.01)
H04L 12/24 (2006.01)
G06F 3/0482 (2013.01)
G06F 17/21 (2006.01)
G06F 17/22 (2006.01)
G06F 17/24 (2006.01)
H04L 29/06 (2006.01)

(52) **U.S. Cl.**

CPC **G06F 16/50** (2019.01); **G06F 17/211** (2013.01); **G06F 17/2288** (2013.01); **G06F 17/248** (2013.01); **G06Q 30/0276** (2013.01); **G06Q 30/0277** (2013.01); **H04L 41/22** (2013.01); **H04L 65/4076** (2013.01)

(56) **References Cited**

U.S. PATENT DOCUMENTS

6,694,353 B2 2/2004 Sommerer
 6,910,049 B2 6/2005 Fenton et al.
 6,976,028 B2 12/2005 Fenton et al.
 7,111,254 B1 9/2006 Rosen et al.
 7,219,303 B2 5/2007 Fish
 7,315,983 B2 1/2008 Evans et al.
 7,398,473 B2 7/2008 Stoner et al.

7,519,912 B2 4/2009 Moody et al.
 7,707,226 B1 4/2010 Tonse
 7,870,497 B2 1/2011 Greer et al.
 8,356,253 B2 1/2013 Greer et al.
 8,447,651 B1* 5/2013 Scholl G06Q 30/02
 705/14.4
 8,930,832 B2 1/2015 Greer et al.
 2001/0010059 A1 7/2001 Burman et al.
 2002/0194195 A1 12/2002 Fenton et al.
 2004/0093377 A1 5/2004 Lumera et al.
 2004/0123238 A1 6/2004 Hefetz et al.
 2005/0094206 A1 5/2005 Tonisson
 2005/0114784 A1 5/2005 Spring et al.
 2005/0245241 A1* 11/2005 Durand G06Q 30/02
 455/414.1
 2005/0251742 A1 11/2005 Mogilevsky et al.
 2006/0015904 A1 1/2006 Marcus
 2006/0074751 A1* 4/2006 Kline G06Q 30/02
 705/14.55
 2006/0085360 A1 4/2006 Grim et al.
 2006/0085431 A1 4/2006 Burns et al.
 2006/0095320 A1 5/2006 Jones
 2006/0129417 A1 6/2006 Williams et al.
 2006/0150088 A1 7/2006 Kraft et al.
 2006/0253542 A1 11/2006 McCausland et al.

FOREIGN PATENT DOCUMENTS

JP 2004533076 A 10/2004
 JP 2004535006 A 11/2004
 KR 1020040040406 5/2004
 WO WO-94/28480 A1 12/1994
 WO WO-02/103568 A1 12/2002
 WO WO-2004/097688 A1 11/2004

OTHER PUBLICATIONS

“Press Release: Create Flashy Web Images with the New Macromedia”, Jan. 22, 2003, Retrieved from the Internet. < URL: www.scalado.com>, [Retrieved on Oct. 13, 2003]. 2 pages.
 EPO Form 2001, Communication pursuant to Article 94(3) EPC dated Jun. 30, 2009, issued in connection with corresponding European application 06750155.1-1527. 7 pages.
 First Office Action dated Sep. 28, 2009, issued in connection with corresponding Chinese application 2006800211383. 6 pages.

* cited by examiner

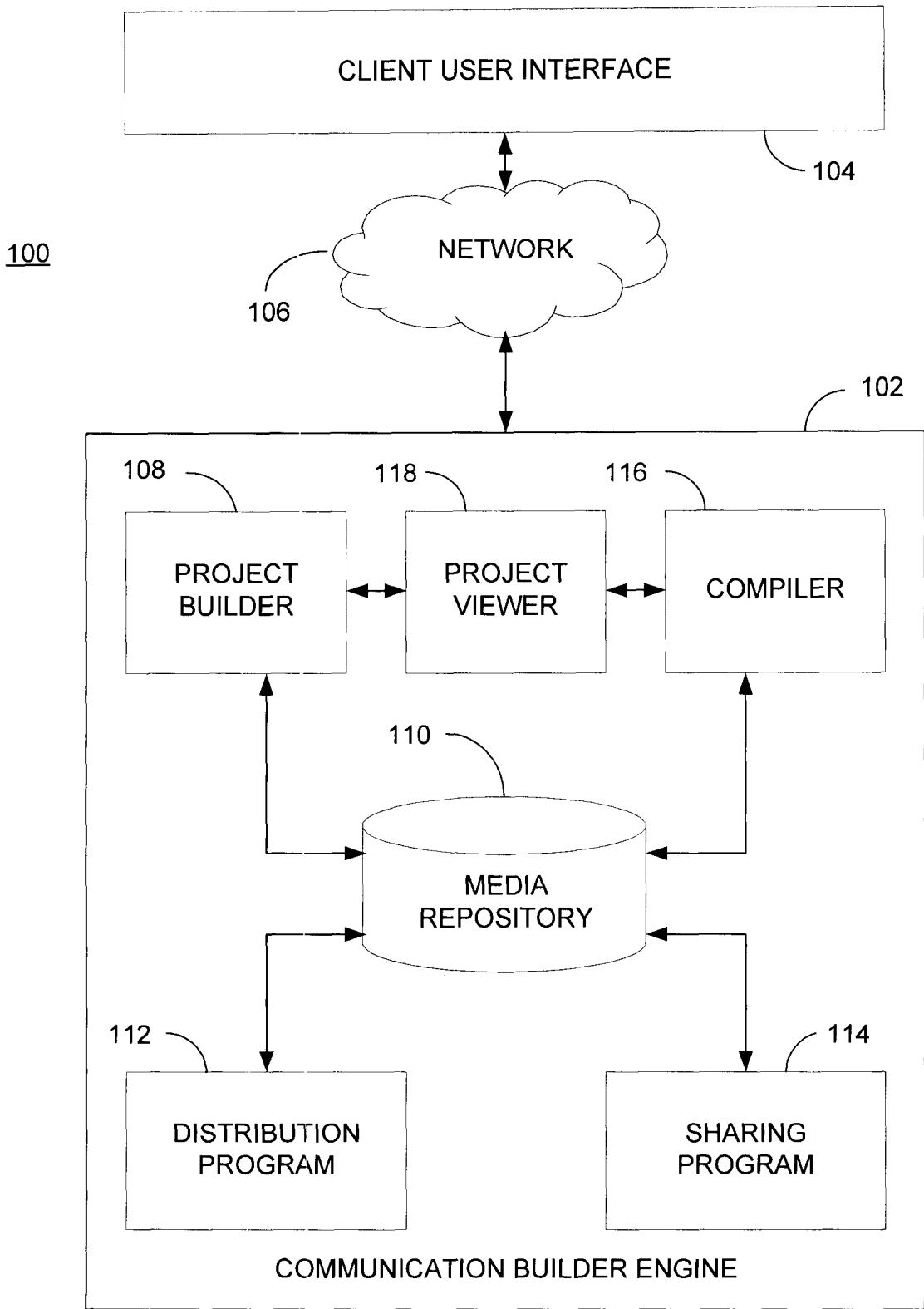


FIG. 1

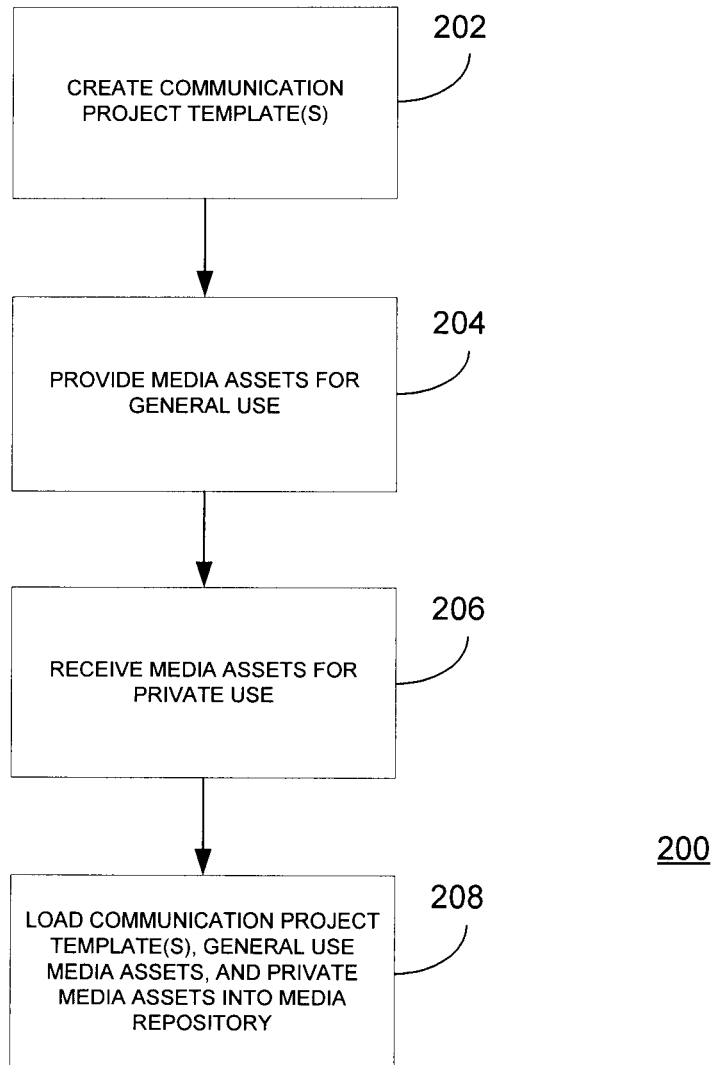


FIG. 2

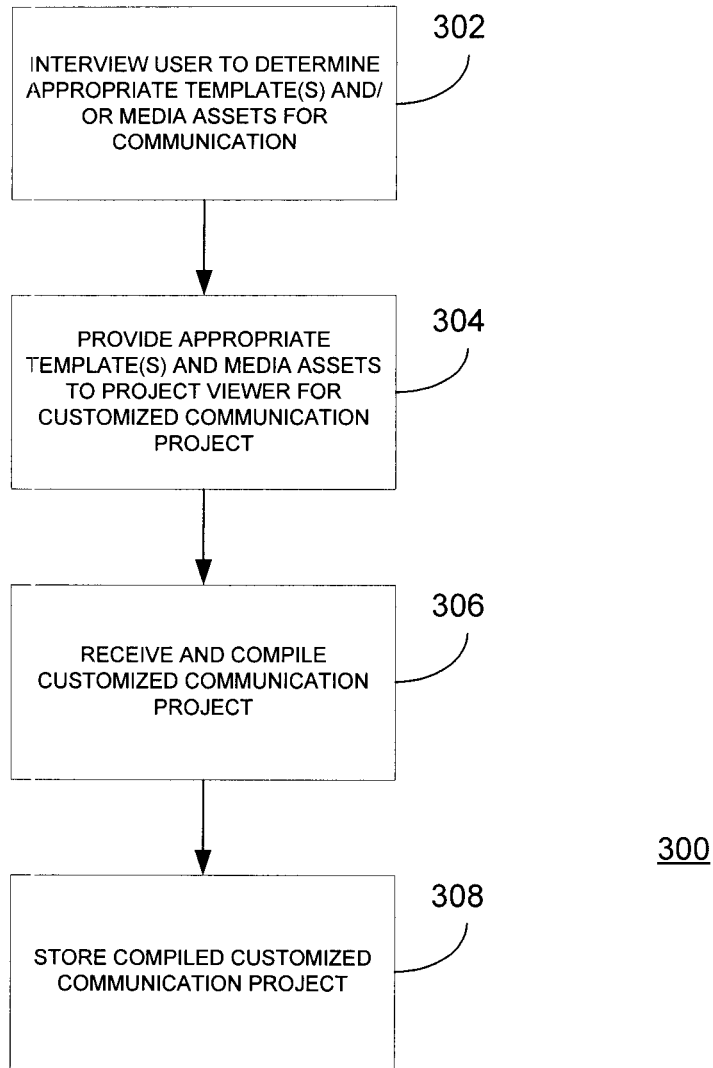
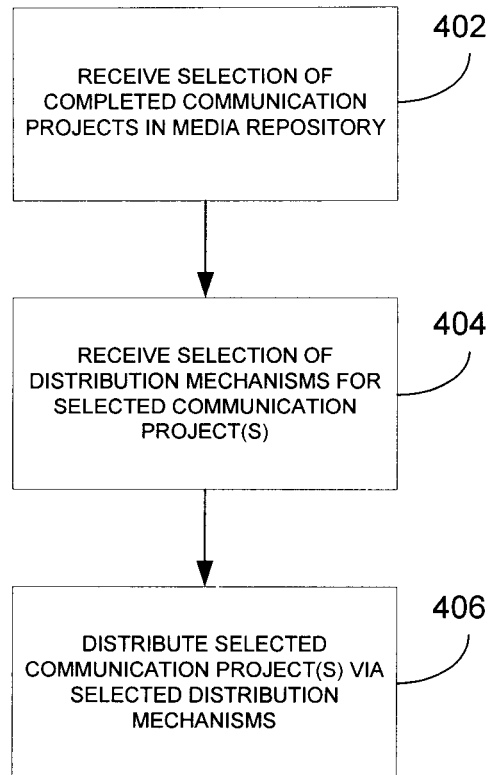


FIG. 3



400

FIG. 4

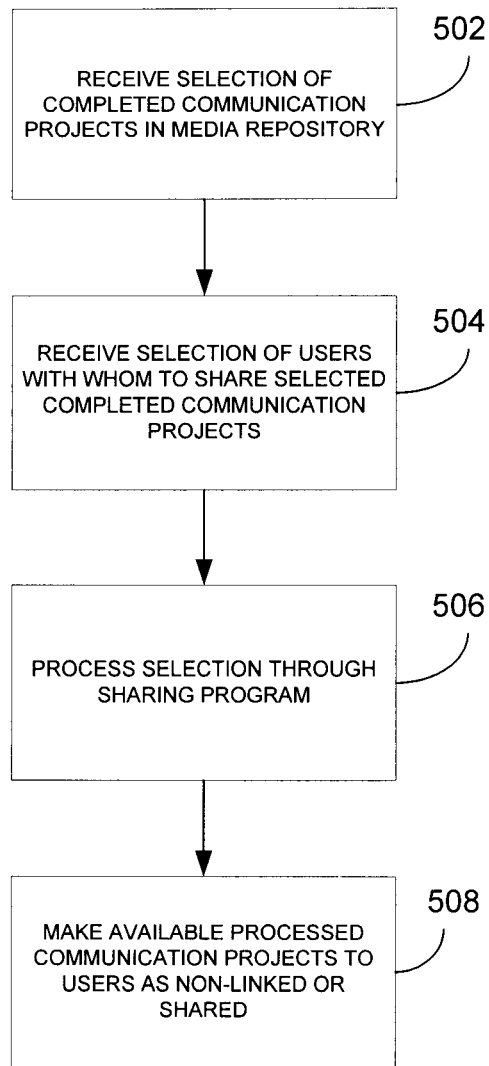


FIG. 5

Easy Start Interview
First Page You See When You First Log In.
After Your First Time, You Can Always Access
This Function By Clicking The “Easy Start”
button

1) What type of Presentation would you like to create? (Drop Down List or Radio Button Selector)

- Product Showcase
- Service Brochure
- E-Business Card
- Product/Service Brochure
- Event Promotion
 - Invitation
 - Other

2) What is your industry? (Drop Down List or Radio Button Selector)

- Real Estate
- Insurance
- Banking
- Health Care
- Product Manufacturing
- Accounting
- Legal
- Architecture

*** Answers to these questions automatically takes them to the START tab**

*** Second time they log in takes them to our current service home page where the Easy Start button is always accessible**

Welcome to the "EDIT Mode" for this presentation.

Update the information and "look" of your multimedia presentation by Following the Steps below. When finished, click the "Finish" button to save your changes. **Note:** To create a presentation with up to 25 pages, select one of the templates marked "Up to 25 pages". To create a presentation with 5 pages, select one of the templates marked "5 pages".

Start	Step 1	Step 2	Step 3	Step 4	Advanced	Finish
-------	--------	--------	--------	--------	----------	--------

Top of Form 1

Presentation Templates

Choose from the templates below to select the "look and feel" of your presentation. You can further customize your presentation in Steps 1-4 for a truly unique user experience.

1. Presentation Title: 2. Select Your Presentation Style:

- | | | |
|----------|-----------|------------|
| Venture | Mystic | Flow |
| Currents | Tech | Process |
| Modern | Whitehaus | Atmosphere |
| Depth | Titanium | Elements |
| Horizon | Edge | Classic |

Continue

FIG. 7

Step 1: Color Scheme and Music


Start	Step 1	Step 2	Step 3	Step 4
-------	---------------	--------	--------	--------

Advanced

Finish

1: Select a Color Scheme

Stock Color Schemes



My Color Schemes

Select	
--------	--

Add Your Own	
--------------	--

2: Select your Background Music Loop

Stock Music Loops



My Music Loops

Select	
--------	--

Add Your Own	
--------------	--

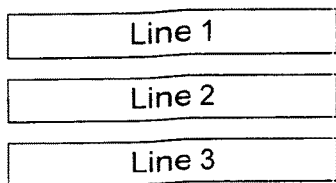
Continue

FIG. 8

Step 2: Intro Animation



1: Use the Introduction designed for this template



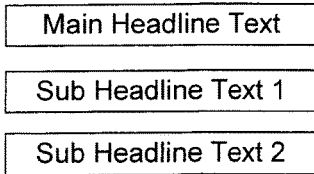

2: Use one of your Intros



Continue

FIG. 9

Step 3: Text and Titles



* Start with the layout matching the number of pages they have selected in their pre-built template; if starting from scratch, start with only one text box like shown

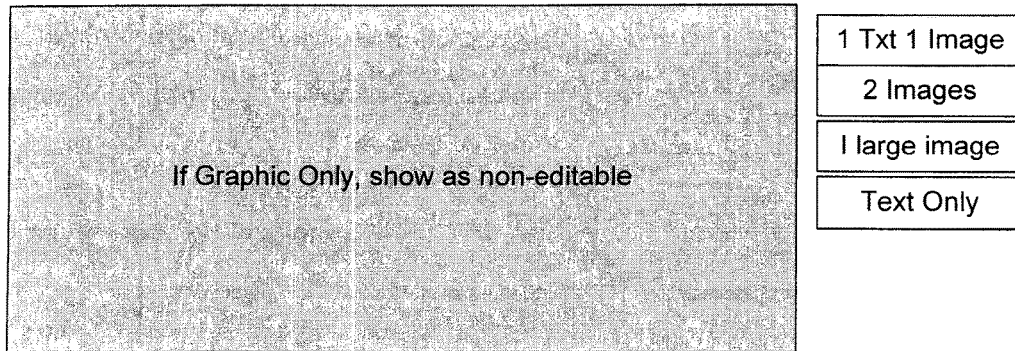
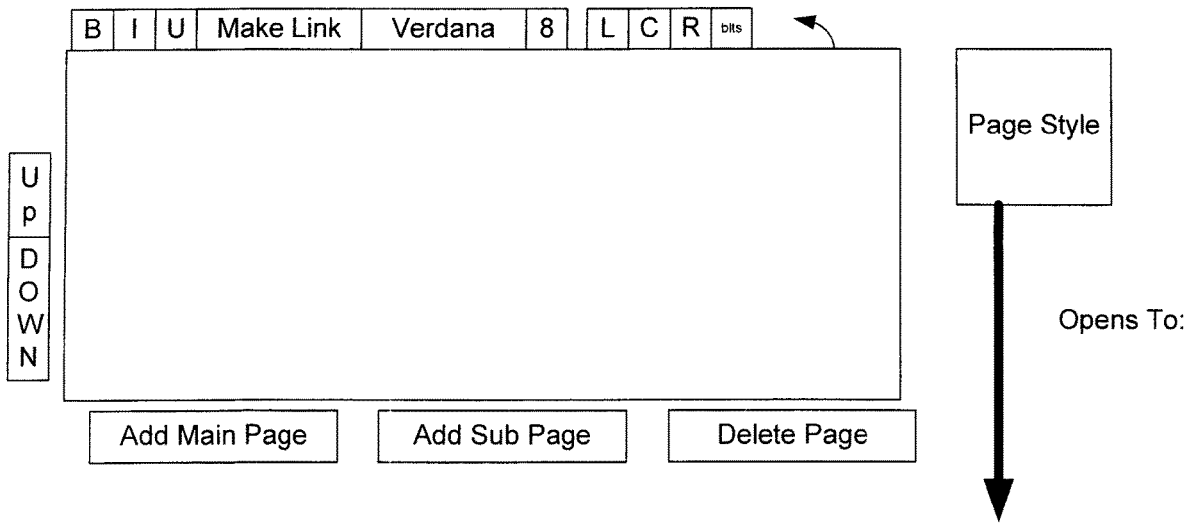


FIG. 10

Step 4: Graphics

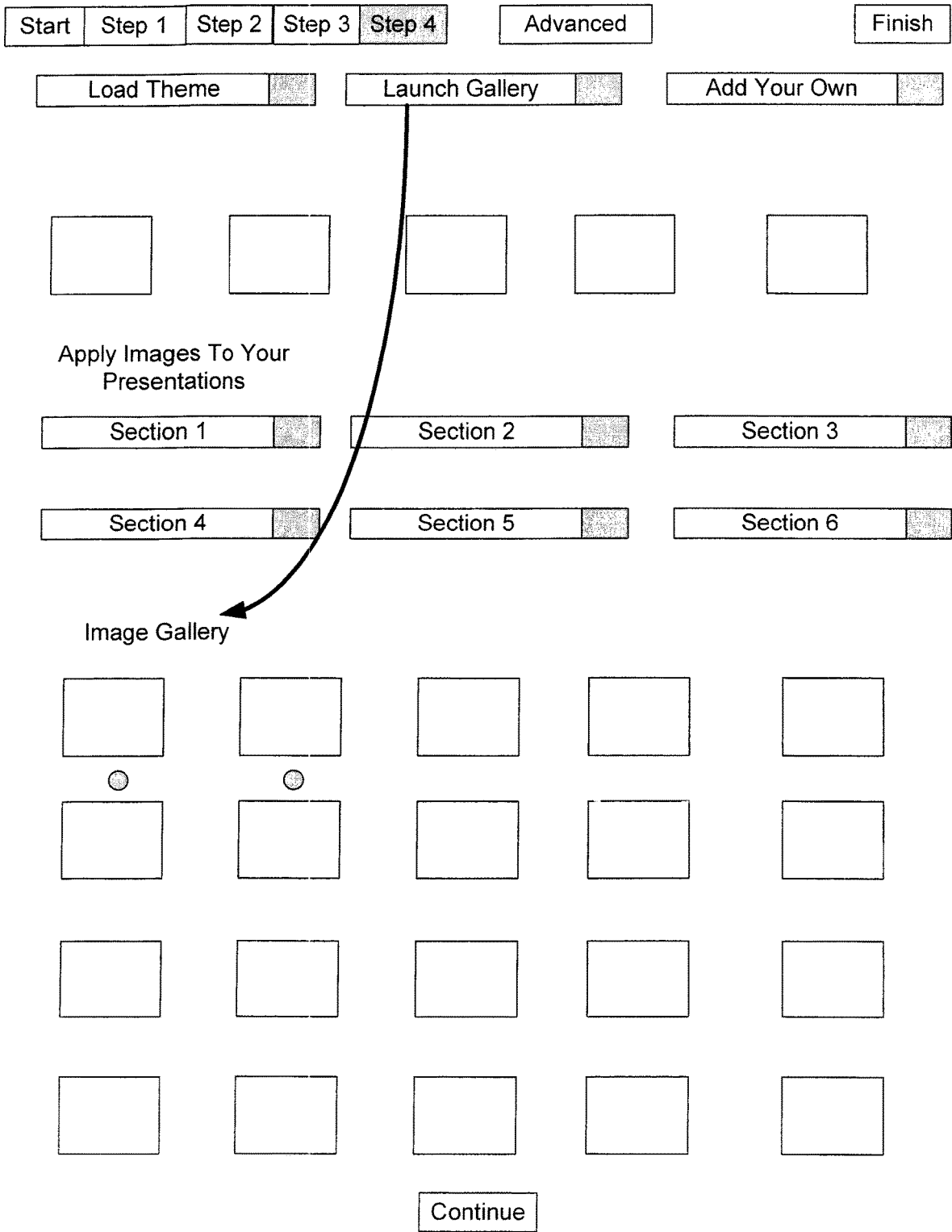


FIG. 11

THIS IS WHAT
HAPPENS WHEN
THE ADVANCED
TAB IS CLICKED



Clicking on the
Advanced Tab
Spawns Steps 5
through 8

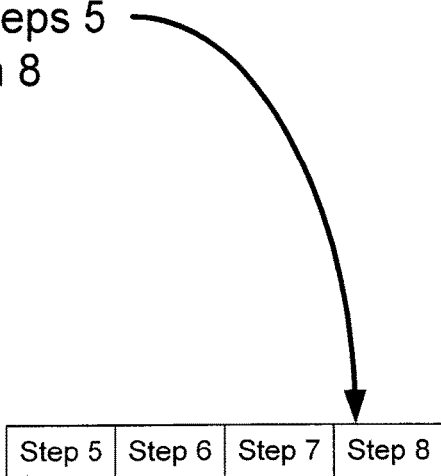


FIG. 12

Step 5: Presentation Playback Control



Show Playback Progress Timer	Checkbox
Show Viewer Play/Pause Buttons	Checkbox
Show Viewer Back/Next Buttons	Checkbox

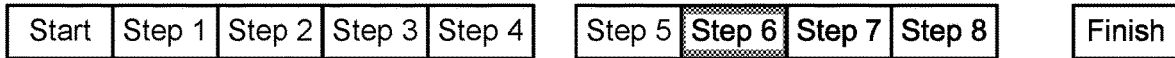
Show Graphic Navigation Menus	Checkbox
Activate Auto Advance to Next Page	Checkbox

Welcome	
Show The Contents Of This Page	Checkbox
Show Navigation Button For This Page	Checkbox
Auto Advance To Next Page In: Seconds	_____
Launch Web-Link URL / email Click "Edit" To Add Link.	EDIT

Welcome	
Show The Contents Of This Page	Checkbox
Show Navigation Button For This Page	Checkbox
Auto Advance To Next Page In: Seconds	_____
Launch Web-Link URL / email Click "Edit" To Add Link.	EDIT

FIG. 13

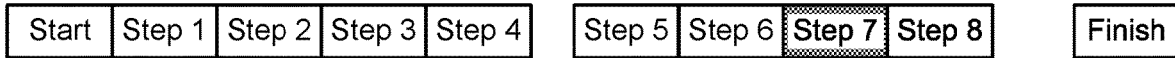
Step 6: Editorial Control- Team Accounts Only



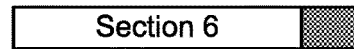
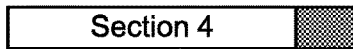
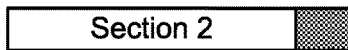
- Allow changes to project layout Checkbox
- Allow changes to project style settings Checkbox
- Allow changes to navigation settings Checkbox
- Allow changes to the headline text Checkbox
- Allow changes to the headline media Checkbox
- Allow changes to the page text Checkbox
- Allow changes to the page media Checkbox
- Allow changes to the page playback settings Checkbox

FIG. 14

Step 7: Video



Apply Your Video To Your Presentations



Preview Your Video


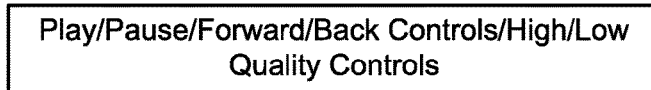

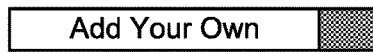
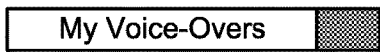
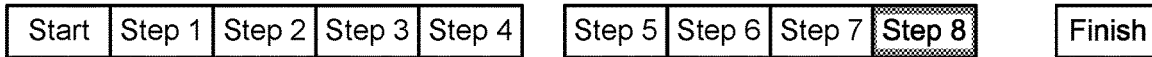
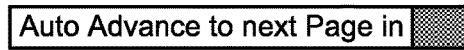
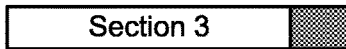
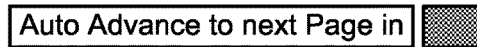


FIG. 15

Step 8: Audio Voice Over



Apply Your Voice Over To Your Presentation



Preview Your Voice Over Clips

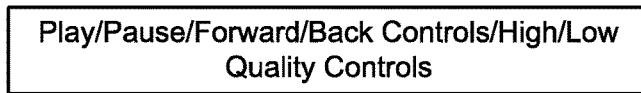



FIG. 16

1

MULTIMEDIA COMMUNICATION SYSTEM AND METHOD

CROSS-REFERENCE TO RELATED APPLICATIONS

This application is a continuation of U.S. patent application Ser. No. 15/937,568 filed on Mar. 27, 2018, which is a continuation of U.S. patent application Ser. No. 15/795,136 filed Oct. 26, 2017, entitled "Multimedia Communication System And Method", which is a continuation of U.S. patent application Ser. No. 15/174,945 filed Jun. 6, 2016, entitled "MULTIMEDIA COMMUNICATION SYSTEM AND METHOD", which is a continuation of U.S. patent application Ser. No. 14/590,881 filed Jan. 6, 2015, entitled, "MULTIMEDIA COMMUNICATION SYSTEM AND METHOD", which is a continuation of U.S. patent application Ser. No. 13/741,332 filed Jan. 14, 2013, entitled, "MULTIMEDIA COMMUNICATION SYSTEM AND METHOD", which is a continuation and claims the benefit of priority under 35 U.S.C. § 120 of U.S. patent application Ser. No. 13/004,862 filed on Jan. 11, 2011, entitled, "MULTIMEDIA COMMUNICATION SYSTEM AND METHOD" which is a continuation and claims the benefit of priority under 35 U.S.C. § 120 of U.S. patent application Ser. No. 11/404,509, filed Apr. 13, 2006, entitled "MULTIMEDIA COMMUNICATION SYSTEM AND METHOD", which claims priority under 35 U.S.C. § 119 to U.S. Provisional Application Ser. No. 60/671,170, filed Apr. 13, 2005, entitled "MULTIMEDIA COMMUNICATION SYSTEM AND METHOD", which the disclosure of which is incorporated herein by reference.

BACKGROUND

In today's internet age, development of a communication piece such as a presentation, banner advertisement, website or brochure, whether static or dynamically employing multimedia, is usually contracted out to a professional graphic designer. Such professional is typically part of a professional agency, such as an advertisement agency, which are usually cost-prohibitive for small enterprises (i.e. sole proprietor or small business), and can be unnecessarily costly for larger enterprises. These agents or agencies consume large amounts of resources, in time and/or money particularly, for creating a media-rich communication, such as a website, an e-mail campaign, a banner advertisement, or other communication. Accordingly, a system and method which automates the process of creating and distributing professional quality, media-rich communications is needed.

SUMMARY

This document discloses systems and methods for creating, editing, sharing and distributing high-quality, media-rich web-based communications, also known as "engines" or "creative works." The communications can be created in a layered fashion that integrates text, colors, background patterns, images, sound, music, and/or video. Other media can also be used. The systems and methods can be used to generate, edit, broadcast, and track electronic presentations, brochures, advertisements (such as banner advertisements on highly trafficked media websites), announcements, and interactive web pages.

In one aspect, a method and apparatus are provided for dividing the work of creating a multimedia file for a communication into a logical step-by-step, start-to-finish process

2

that requires no programming intervention. In a specific exemplary embodiment, the multimedia file is based on Flash, an authoring software developed by Macromedia for vector graphics-based animation programs with full-screen navigation interfaces, graphic illustrations, and simple interactivity in an antialiased, resizable file format that is small enough to stream across any type of Internet connection and play while downloading. Other multimedia software and/or protocols can be used.

In particular embodiments, a system and method are provided for creating and/or delivering multimedia files via a SaaS model, and for loading media assets into an advertising engine online. In other embodiments, a system and method are provided for automatically creating and hosting data-specific communications for use as websites, presentations, advertisements, brochures and the like, for use with various communication media, systems and networks. The data-specific communications include, without limitation, data related to software programs, web services, proprietary data from third party databases, persons, locations, keywords, companies and combinations thereof.

In another aspect, a method and system are provided for automatically extracting and formatting multimedia code, such as Flash or other actionscript code, for use as a template that can be edited via a user interface without the intervention of a programmer, and for providing editorial control of multimedia files, keyword and content specific files or websites by a master user controlling the editorial rights of one to N number of sub-users within the system.

In yet other aspects, a method and apparatus are provided for online creation and editing of multimedia files compiled from a set of data; for creation, editing and distribution of multimedia files created from a wide variety of content including video, audio, images, text, raw data, Flash™ programs, software programs, web services or other media-rich content; and for auto-determining the "content" to be included in a communication based on answers to a series of prompts or interview questions and/or other meta data.

In yet other aspects, a method and apparatus is provided for auto-determining the "look and feel" of a communication based on a series of interview questions and/or other meta data, and for combining data, content, and "look and feel" to create unique communications. Other systems and methods are provided for converting unique communications to multiple formats and media, such as a website, a multimedia file, a printed medium, a video, etc.

The details of one or more embodiments are set forth in the accompanying drawings and the description below. Other features and advantages will be apparent from the description and drawings, and from the claims.

BRIEF DESCRIPTION OF THE DRAWINGS

These and other aspects will now be described in detail with reference to the following drawings.

FIG. 1 illustrates a multimedia communication system.

FIG. 2 illustrates a method for creating a template includes creating one or more communication templates.

FIG. 3 illustrates a method 300 for template customization and media asset usage.

FIG. 4 illustrates a method 400 for distributing and tracking communications.

FIG. 5 illustrates sharing by users of media assets with other users.

FIGS. 6-16 are block diagrams depicting a general system and method for creating, distributing and tracking multimedia and hypermedia-based communications.

Like reference symbols in the various drawings indicate like elements.

DETAILED DESCRIPTION

The systems and methods described herein relate to software as a service (SaaS), a software distribution model in which applications are hosted by a service provider and made available to users over a network such as the Internet. The systems and methods include the use of templates and a thin client interface to create multimedia communications. Low-level functionality of the multimedia communication system is accessed through a set of function calls and easily understood pre-built components for populating the template. Furthermore, an API provides a user access to the full scope of a programming language which allows for template scalability without the need for in-depth knowledge of the programming or authoring language to produce highly functional, professional template-based communications. Additionally, the systems provide sample source files to encourage reverse engineering.

FIG. 1 illustrates a multimedia communication system 100 for creating, storing and distributing multimedia communications (hereafter, “communications”) such as, for example, content-rich e-mails, presentations, websites and segments of websites. The communication system 100 includes a communication builder engine 102 that interacts with a client user interface 104 over a network 106. The client user interface 104 can be a window in a browser application that runs on a personal computer. The network 106 is preferably the Internet, but can be any type of network, particularly as used in a client/server configuration.

The communication builder engine 102 includes a project builder 108 for generating a project viewer 118 via which a user can view and assemble various media components or assets into an integrated communication. The communication builder engine 102 further includes a media repository 110 for storing communication project templates, media assets, communication project metadata, and any other data resources used for creating, storing and distributing completed communication projects. The completed communication projects are accessed from the media repository 110 and distributed to selected recipients by a distribution program 112. The distribution program 112 controls the format and communication protocols for distributing the communications.

The communication builder engine 102 further includes a sharing program 114, which prompts a user to provide distribution parameters such as a type of communication (e-mail, website, etc.), a number and type of recipients, and communication medium by which the communication needs to be sent. The sharing program 114 can also report to the sending user certain qualitative and quantitative data such as transmission results, responses received from recipients, etc.

A communication is a collection of slides. The number of slides for any given communication project can range from 0 to N. The slide types that are available to any given communication project are dependant on the class of the communication, and are defined in the class XML file, and define a template class. The template class is chosen based on a number of user inputs. For example, one template class is chosen based on the responses to an interview/query process operated by the user of the system prior to creating the communication. This allows the system to only offer slide types that are relevant to the user’s responses to the interview and/or query process.

Slides are a grouping of design layers, design elements, and content containers. The design layers are predefined and remain static. However, they are able to accommodate any design arrangement of content deemed necessary by the template designer. In an exemplary embodiment, the slide layers include background, main, foreground, and navigation. There is one core design file for each layer except for the main layer and they are as follows: background.fla, slideTypeN.fla, foreground.fla, and nay.fla. The number of slideTypeN.fla core files that exist depend on the number of slide types that are defined for the given class. For example, one particular class has five slide types defined in its XML class file. Therefore there are five main core design files (slideType0.fla, slideType1.fla, slideType2.fla, slideType3.fla, and slideType4.fla).

A class is a unique collection of slide type(s). The number of slide types in any given class can range from 1 to N. Classes are used to organize communication types by the quantity and type of content displayed on each slide in the class. For example, a template class can have five unique slide types, with each slide type containing no more than a certain number of content containers. In an embodiment, the slide type contains no more than five content containers, although more than five content containers can be used. However, instead of adding the new slide type to a template class, for example, a new class can be created to accommodate the new slide type(s). A class is defined, and a sufficient number of slide types are provided for the user to achieve their design goals, but the total number of slide types are limited as so not to overload the user with too many choices. The system manages and controls the creation and maintenance of all classes.

A slide type is a unique collection of media container(s). The number of containers for any given slide type can range from 1 to N. Slide types are used to organize the quantity and type of content that will be displayed on any given slide. In an exemplary embodiment, a number of standard container types can be used when creating a slide type. A text container includes text components and is used for displaying HTML formatted text, a image container includes image components and is used to display images and .swf files, and a video container includes video components and is used to display streaming video. An audio container includes audio components and is used to provide streaming audio or audio clips. The user is responsible for the layout of the containers that appear on a slide. The quantities and types of containers for a given slide type are defined in the class XML file. Other than following the naming convention defined in the XML class file for the containers, the system is flexible and allows the user to use the containers in any design arrangement they choose. Each content type component, or media asset, can be represented in a palette of related content types, for selection by a user and incorporation into a communication.

The project viewer, such as the project viewer 118 shown in FIG. 1, is an application that renders or “serializes” the communication project slides and content, and provides them with functionality. When the project viewer is launched, it is passed a data structure and associated software programs called the project object. The project object contains the information necessary for the communication project to render and playback as configured by the end user. Slides are represented in the project object as elements in an array. Once the project object is loaded and interpreted, the project viewer determines a load sequence for the communication project content. The project object is agnostic as to the type of file it is rendering and is, therefore, able to produce a wide variety of communications such as websites,

dynamically created websites, Flash™ banner ads, presentations, brochures, advertisements on third party websites, and/or the like.

The content loads in the specific design layer (i.e. background, foreground, etc.) assigned by the end user. As each layer loads in the load sequence, the project viewer then loads the content into the containers in that layer. Once the sequence has finished executing, the communication project will begin playback. Communication project playback has two states: auto-play on and auto-play off.

In one embodiment, if auto-play is on, the project viewer determines the duration property of the current slide. If the value of that property is greater than zero, the project viewer waits for that value in seconds before automatically advancing to the next available slide in the communication project. If the value of that property equals zero, the slide viewer stops on the slide until the user navigates to a different slide. If auto-play is off, users must use the slide navigation controls to view a different slide.

The project viewer also provides the conduit for the exchange of information and/or commands between the different design layers, or between the project viewer itself and a specific layer, referred to herein as the Slide Layer Interface. This interface not only enables the basic “built-in” functionality between the layers, their containers, and the project viewer, but also allows for much greater programming control for advanced developers. This is because the Slide Layer Interface is basically a collection of pointers. In an embodiment, this interface allows the direct use of AS 1.0 as the command language. This will enable the creation of highly functional and complex core files able to achieve all customization needs that fit within the programming scope of AS 1.0, the specification for which is incorporated by reference herein.

Any content that loads on the main layer will change from slide type to slide type. Any content that loads on the background, foreground, or navigation layers typically remains constant and does not change between slides. That content is referred to as “universal content,” and typically consists of header logos, communication titles, headlines, etc. Mechanisms allow slide layers to communicate with each other as well as load any type of content on any layer. All of the complex programming needed to govern content loading, playback, and functionality has been incorporated into the project viewer and container components.

The system includes a number of core design files. One such file is “background fla.” This file is loaded in the bottom-most position in the project viewer. Any content or design elements that needs to appear behind other content or design elements should be placed in this core file. The background fla file has a number of native functions:

`initTemplateObject()`: This function is called after the first frame is fully loaded. This function creates the templateObject object which is used by the project viewer.

`setValues()`: This function is called after ieController has been assembled and distributed to the various layers. Color information is retrieved from the ieController object and stored in local variables (color1 Value, color2Value, color3Value). These values can be used to dynamically color shape elements (i.e. movie-clips) used in the template. This function is also used to distribute any image, .swf, video, or HTML text content to their proper movie clips for the currently selected slide.

`startPlayback()`: This function is called by the project viewer after this .swf has been fully loaded and initialized.

Another core design file is “foreground fla.” This file is loaded just under the top-most position (nay fla) in the project viewer. Any content or design elements that need to appear above other content or design elements (except the navigation controls) are placed in this core file. Native functions of “foreground fla” include:

`initTemplateObject()`: This function is called after the first frame is fully loaded. This function creates the templateObject object which is used by the project viewer.

`setValues()`: This function is called after ieController has been assembled and distributed to the various layers. Color information is retrieved from the ieController object and stored in local variables (color1Value, color2Value, color3Value). These values can be used to dynamically color shape elements (i.e. movie-clips) used in the template. This function is also used to distribute any image, .swf, video, or HTML text content to their proper movie clips for the currently selected slide.

`startPlayback()`: This function is called by the project viewer after this .swf has been fully loaded and initialized.

Another core design file is “intro fla.” This file loads prior to any other core file. No other core files will render until this file is done executing. It is located on layer above the nay fla file. Native functions of this file include:

`initTemplateObject()`: This function is called after the first frame is fully loaded. This function creates the templateObject object which is used by the project viewer.

`setValues()`: This function is called after ieController has been assembled and distributed to the various layers. Color information is retrieved from the ieController object and stored in local variables (color1Value, color2Value, color3Value). These values can be used to dynamically color shape elements (i.e. movie-clips) used in the template. This function is also used to distribute any image, .swf, video, or HTML text content to their proper movie clips for the currently selected slide.

A “slideTypen fla” core design file loads above the background file and below the foreground file. Main slide content typically appears in this file. Its functions include:

`initTemplateObject()`: This function is called after the first frame is fully loaded. This function creates the templateObject object which is used by the project viewer.

`setValues()`: This function is called after ieController has been assembled and distributed to the various layers. Color information is retrieved from the ieController object and stored in local variables (color1Value, color2Value, color3Value). These values can be used to dynamically color shape elements (i.e. movie-clips) used in the template. This function is also used to distribute any image, .swf, video, or HTML text content to their proper movie clips for the currently selected slide.

`startPlayback()`: This function is called by the project viewer after this .swf has been fully loaded and initialized.

A “nay fla” core design file loads above the foreground file and includes the navigation controls. The visibility of the navigation controls is determined by the end user. Toggling the visibility to false causes the project viewer to skip the loading of this file. Its native functions include:

`initTemplateObject()`: This function is called after the first frame is fully loaded. This function creates the templateObject object which is used by the project viewer.

setValues(): This function is called after ieController has been assembled and distributed to the various layers. Color information is retrieved from the ieController object and stored in local variables (color1Value, color2Value, color3Value). These values can be used to dynamically color shape elements (i.e. movie-clips) used in the template. This function is also used to distribute any image, .swf, video, or HTML text content to their proper movie clips for the currently selected slide.

buildNavigation(): This function is called by the navPane clip after it is fully loaded on the time line and after the ieNavXML XML object is created and placed on this time line. The ieNavXML XML object is created inside the project viewer based on the tree structure of the slides (i.e. how they are organized in the tree hierarchy). Main options are represented by Parent nodes in the XML object. Menu items are Children of the particular Parent node.

changeSlide(optionNumber, itemNumber): This function is called when an item is clicked in the navigation menu controls. Options are grouped by main options and sub options. The first main option is indexed at zero and all first sub-options are also zero-indexed. When a menu item is clicked, it simply passes the main option it is located at as the optionNumber parameter. The value of the itemNumber parameter is same as the menu item's position in the list of sub-options. For example: The third sub-option "About Our Company" of the second main option "About Us" would make the call to changeSlide()-changeSlide(1, 2).

A configuration file "containerData.xml" defines the class. It is provided only as a reference as to how containers are declared within a slide type, and how slide types are declared within the class. This file is used by the project viewer application and the project builder application for determining available slide types and locating the containers within the slide.

Container Components

Working examples of container components are provided in a "Source.fla" folder to illustrate how the container components are integrated into the template design. In these examples is shown a fully functional template so that a deep understanding of how the components work is not necessary. Once the user is comfortable with the core design files and how the components operate, the system provides different ways to apply design style changes to the components.

Image Component

The image component is a multimedia module that is used inside the core design files to load and display images and/or .swf files. One such multimedia module is based on a Macromedia Flash MX® component, which in turn is based on AS 1.0. The user integrates and positions this component into their design. Once finished, the component will be able to load and display any image or .swf content that the end user assigns to it. The image component is easy to integrate into any graphic layout or animation schema, and does not restrict the user from using Flash™ animation or other visual effects. The image component is used only in edit mode.

From the main timeline inside a core template file (for example: a five slide class, foreground.swf), this component can be found at the frame labeled "staticView", inside of a movie clip named foreground GraphicA. The module initLayout() is used to initialize the component and prepare it to begin loading image or .swf content. Properties include:

- container Width: sets the width of the display pane.
- containerHeight: sets the height of the display pane.

containerPath: is a component, such as a Flash™ component, as defined in the XML class file.

slideLayer: defines the layer in which this component is located. Valid values can include "foreground", "background", and/or "communication".

Video Component

The video component is used inside the core design files to load and display .flv video. In an embodiment, the video component is a Macromedia Flash MX® component based on AS 1.0. The template designer integrates and positions this component into their design. Once finished, the component will be able to load and display any .flv content that the end user assigns to it. The video component is also easy to integrate into any graphic layout or animation schema, and does not restrict the user from using Flash™ animation or other visual effects. The video component is used only in playback mode.

In order to use the video component, from the main timeline inside a core template file (for example: five slide class, foreground.swf), the video component can be found inside of a movie clip named imageContainer1.videoContent. The video component includes the following methods: initLayout()—used to initialize the component and prepare it to begin playing a video stream; and initVideoPane(videoURL, bufferTime, videoVolume)—used to start the video stream. The properties of the video component include:

- container Width: sets the width of the video pane.

- containerHeight: sets the height of the video pane.

- controllerXPos: sets the x-position of the playback controller. A value of -1 aligns the left edge of the controller with the left edge of the video pane.

- controllerYPos: sets the y-position of the playback controller, where a value of -1 aligns the top edge of the controller with the bottom edge of the video pane.

- controller Width: sets the width of the playback controller, where value of -1 causes the controller to adopt the width of the video pane.

- callback: a function that gets called when the video buffer is full.

- autoSizePane: that forces sizing, alignment, and position of the video pane and the playback controller.

- controlBarHeight: sets the height of the playback controller.

Text Component

The text component is used inside the core design files to load and display HTML formatted text. In an embodiment, the text component is a Macromedia Flash MX® component based on AS 1.0. The user integrates and positions this component into their design, and then names the component according to the class XML file. Once finished, the component will be able to load and display any HTML text content that the end user assigns to it. The text component is needed only in edit mode. During playback, specific text content is manually assigned to a Flash™ text field by the user.

The text component can be found, from the main timeline inside a core template file (for example: five slide classes, foreground.swf), at the frame labeled "staticView", inside of the movie clips named foregroundTextA and foregroundTextB.

The function call "initLayout()" is used to initialize the component and prepare it to begin displaying HTML text. Properties of the text component include:

- container Width: sets the width of the text pane.

- containerHeight: Sets the height of the text pane.

- containerPath: The Flash path of the component as defined in the XML class file.

headline: a Boolean property that sets the display state of the component. Text components set to the headline state are able to use a custom movie clip to display the text content. This allows the user to use custom fonts and text styles and disable text formatting from the user.

staticHeadline: The name of the linked clip in the library to use to display the text content.

slideLayer: The layer in which this component is located. Valid values are "foreground", "background", and "communication".

Custom Components

Custom components are designed and implemented by the user or template designer, and can be used just like the standard components for integration into the communication project. Custom components pass a configuration object to the slide viewer which allows the user to configure any properties of the component. This object is a basic name/value structure that represents a hash of the property/value pairs. This hash is then be dynamically integrated into the system and assigned to the slide on which it is located. This schema allows user/developers to create and introduce powerful components that can handle tasks such as xml feeds (such as data from the Google Adwords or Overture system, or other proprietary data feeds from proprietary databases, conferencing/chatting, or web services), along with many other applications.

Custom components can include voiceover narration (i.e. digital voice files), personal audio files, special images and/or graphics such as logos, and videos that a user provides to the system for storing in the media repository,

View Modes

The user builds their layout in the core design files. The project viewer is able to open and render these files in a layered manner so that the content "stacks" according to the layer on which it is located. For example, content on the background layer appears below content in the foreground layer. In one embodiment, there are two project viewers. In a preferred exemplary embodiment, the two project viewers are substantially identical. One of the project viewers is provided for live playback of the communication project, while the other is embedded within the communication project builder and is needed to render the core files to the end user so that the user can edit desired content in the containers. In an alternative embodiment, another project viewer is provided to render out or "serialize" completed communication files into a variety of third party formats such as .swf, .pdf, xml, html, txt, or any other format.

Accordingly, all of the core files can support two states: a playback state and an edit state. These states are designated within each core file by a frame label. When loaded into the builder, the project viewer immediately sends the playhead inside the core files to the frame labeled "staticView". Otherwise, the playhead is positioned at the first frame and stopped until the communication project is ready to play.

Live View

"Live View" describes the full playback of a communication project. During live view, all functionality, design, and animation are active and visible to the end user. It is the finished product as configured by the user.

Edit View

"Edit View" is experienced within the project builder and, in some instances, the "Live View" where a user contributes edits or comments to a communication. Though functionality and design remain intact, animations are disabled. This "display" view offers the users context within the design so content can be configured and assigned to containers.

Groups

"Groups" is an application that enables groups of users to create, edit, share and distribute communications created by the system according to a set of business rules. For example, a group of 25 users can utilize the system to communicate a uniform message, yet still retain the autonomous controls to customize each communications piece according to the rules set up by the Administrator. Each Group contains a defined set of roles and abilities. These abilities are set by a system administrator, and then utilized by the users in that Group.

In one embodiment, a user can purchase access to a group of other users, called a "Team account." In the Team account, one administrator has the right to share communications with the other users; in effect, creating communications for them and giving them limited rights to edit the communication. In another embodiment, a user can purchase access to an enterprise group of users which can be N number of users and M number of administrators. This functionality gives the enterprise the ability to uniformly use the same communication, but tailor it to a specific market, segment, opportunity or the like.

Sharing

"Sharing" is an application that enables administrators and users to set up a system, whereby administrative users can create and share communications with N number of users in up to N accounts or physical locations. Several types of sharing exist, each having a set of advantages. In one example, three types of sharing include: Live Sharing, Linked Sharing, and Smart Sharing. Live Sharing maintains a link between the communications in use so that an administrator can make changes to a communication, so that changes to the communication are updated in real time. That is, there is no time delay between the time the edit is made and the time the edit is published live to the communication.

Linked Sharing allows an administrator to make changes to a "main" communication and up to N "derivative" communications such that changes to the main communication are disseminated to each derivative communication in real time. Accordingly, there is no time delay between when an edit is made and the time the edit is published live to each relevant communication.

Smart Sharing allows several Administrators to make changes to several "main" communication and up to N "derivative" communications, such that changes to the main communication are disseminated to each derivative communication in real time. Thus, there is no time delay between the time an edit is made and the time the edit is published live to each derivative communication. However, in Smart Sharing, business rules are applied so that an organizational hierarchy can be created to manage the flow of the main and derivative communications. Business rules of Smart Sharing are also applied to allow for deletion of derivative communications from the system without affecting other derivative communications in the linked chain. This allows for the consistent and rapid dissemination of information across a broad range of users, and is particularly useful for a corporate salesforce or regional advertisers in maintaining a consistent communications message.

Example

The following describes an example of the functionality of the system and method described herein, as used by a user.

A membership account includes online access to all the functions for editing, distributing, and tracking your communications. A variety of selectable options are offered

based on a user's individual needs. The number of communications in an account is based on the membership level purchased. A user may edit communications as often as desired, and as many copies as desired can be saved to a storage device, such as a computer hard drive. To access the account (and associated communications), a user must first login from a homepage, i.e. www.impactengine.com. The user then must specify a user name and password that was used to sign up. To change account information, a user can select a "My Account" link from a main navigation bar, shown in the screen shots as being located on the left side of a page, and then select a "Make Changes" control to make a change.

Edit Process

There is no limit to how often a communication can be updated. Accordingly, recipients and viewers can always see the most up-to-date information. To edit a communication, a user first enters "Edit Mode" by selecting the "Edit" button next to the name of the selected communication. The "Edit" button is located in a communication Control Panel on the "MyHome" page, preferably at the top of the page.

Once in Edit Mode, a user will see a new navigation menu above, and can click on the appropriate tab and make any changes in the forms provided. When finished, the user selects the "finish" button and the communication will be updated. The communication is pre-filled with default text, however all fields can be updated with whatever information chosen. Graphics may be uploaded in "Edit Mode" by selecting the "Upload" button to access and upload images. The steps to be followed can be displayed to upload images from your hard drive. Each membership includes an amount of disk space memory, i.e. up to a gigabyte of disk space, in which images are stored.

Distribute

Once a communication is created, a user may use it in a variety of ways including: as a website, as a printed communication, as an email, or as a communication stored on a hard disk, CD-rom or other media device. All features are available from the main navigation inside a user account. An email function can be accessed by selecting the "Show" button next to the name of the communication to be sent. The "Show" button is located in the communication Control Panel on the home page. The user is provided a form to complete, and the communication will be sent to the designated e-mail recipients. Each recipient is sent a standard email with a graphic "view" link at the bottom. This link launches the communication directly from a designated website. There are no attachments or downloads needed. The body, title, and "from" name of the message can be customized.

The email interface allows a user to send a communication to one or more recipients at a time. In an embodiment, the number of recipients is limited to a particular number, i.e. six recipients. A user may send as many emails as desired. Spamming of any kind is forbidden in conjunction with an account.

CD-ROM cards that include the communication can also be created. CD-ROM cards play in standard tray loading CD-ROM drives on Windows and Macintosh computers. The communication will automatically launch for maximum impact.

A communication can also be used as a user's home page. To execute this functionality, a user can click on the "My Websites" from inside the account to generate a website based on the communications that are chosen. Then, the Domain Name Service (DNS) settings are automatically set up with the system's servers, and the website is available by

typing in any URL (i.e. www.mywebsite.com). This function is used as the core to use any communication created by the communication builder engine system as a dynamically created site for use with private web sites such as Google, Overture, eBay, Amazon and the like.

A communication can also be added to an existing web page by clicking on the "Show" from inside the account to generate HTML or the actionsript ("objectembed") code to directly embed the file into the page. This HTML can be placed anywhere on a web page.

In accordance with the above description, and as shown in FIGS. 2-5, a communication method includes a number of steps for creating, storing and distributing multimedia communications. As shown in FIG. 2, a method 200 for creating a template includes creating one or more communication templates, at 202. The templates are typically created by designers and represent general structures and arrangements of multimedia communications that are suitable for distribution to a number of different recipients via a number of different transmission mechanisms. In a preferred embodiment, the templates are created in Flash™ actionsript using a proprietary application programming interface (API) for being loaded into the media repository.

At 204, media assets are provided for general use by any user. The media assets include media components such as text, font type, audio clips, video clips, images or graphics, Flash™ animation files, etc. At 206, media assets for private use are received by the communication builder engine and system. These private media assets can include proprietary logos, images, sound files, or the like. At 208, the project template(s), general use media assets, and private use media assets are loaded and stored into the media repository, for future access by the user. Private media assets can be accessed only by the user (or authorized agent thereof) that provided them.

FIG. 3 illustrates a method 300 for template customization and media asset usage. At 302, the communication builder engine interviews the user to determine the templates and/or media assets that will be appropriate for that user. For instance, a real estate agent user may indicate a need to utilize stock images of houses, as opposed to images of only people in social settings. Likewise, the type, profession, or characteristics of the user can be used to tailor the types of templates and/or media assets that will be available for access by that user, so as to not overburden the user with choices, but also to intelligently provide the user with the most pertinent and efficient communication creation system possible.

At 304, the communication builder engine provides the appropriate templates and/or media assets to the user, as determined by the interview or by user input data, for being customized into a communication by the user. At 306, the customized communication project(s) are received from the user and compiled into a format suitable for transmission. At 308, the compiled communications are stored as projects in the media repository, for access by the distribution and sharing programs.

FIG. 4 illustrates a method 400 for distributing and tracking communications. At 402, the communication builder engine receives a selection of completed communication projects that have been stored in the media repository. At 404, the communication builder engine receives from the user a selection of distribution mechanisms by which the communications will be transmitted. The distribution mechanism include, without limitation, websites, e-mail systems, CD-ROM, DVD, or via an offline copy (i.e. hard-copy or print). At 406, the selected communications are

distributed to the selected distribution mechanisms for transmission or sending to the selected recipients.

FIG. 5 illustrates sharing by users of media assets with other users that may be affiliated by employer, by contract or other arrangement. At 502, the communication builder engine receives a selection of completed communication projects that can be shared among one or more other users. At 504, the one or more other users are identified and received by the communication builder engine. At 506, the sharing program of the communication builder engine processes the selections, and at 508 the processed selections and associated communication projects and/or media assets are made available to the selected one or more other users.

Embodiments of the invention and all of the functional operations described in this specification can be implemented in digital electronic circuitry, or in computer software, firmware, or hardware, including the structures disclosed in this specification and their structural equivalents, or in combinations of them. Embodiments of the invention can be implemented as one or more computer program products, i.e., one or more modules of computer program instructions encoded on a computer readable medium, e.g., a machine readable storage device, a machine readable storage medium, a memory device, or a machine-readable propagated signal, for execution by, or to control the operation of, data processing apparatus.

The term “data processing apparatus” encompasses all apparatus, devices, and machines for processing data, including by way of example a programmable processor, a computer, or multiple processors or computers. The apparatus can include, in addition to hardware, code that creates an execution environment for the computer program in question, e.g., code that constitutes processor firmware, a protocol stack, a database management system, an operating system, or a combination of them. A propagated signal is an artificially generated signal, e.g., a machine-generated electrical, optical, or electromagnetic signal, that is generated to encode information for transmission to suitable receiver apparatus.

A computer program (also referred to as a program, software, an application, a software application, a script, or code) can be written in any form of programming language, including compiled or interpreted languages, and it can be deployed in any form, including as a stand alone program or as a module, component, subroutine, or other unit suitable for use in a computing environment. A computer program does not necessarily correspond to a file in a file system. A program can be stored in a portion of a file that holds other programs or data (e.g., one or more scripts stored in a markup language document), in a single file dedicated to the program in question, or in multiple coordinated files (e.g., files that store one or more modules, sub programs, or portions of code). A computer program can be deployed to be executed on one computer or on multiple computers that are located at one site or distributed across multiple sites and interconnected by a communication network.

The processes and logic flows described in this specification can be performed by one or more programmable processors executing one or more computer programs to perform functions by operating on input data and generating output. The processes and logic flows can also be performed by, and apparatus can also be implemented as, special purpose logic circuitry, e.g., an FPGA (field programmable gate array) or an ASIC (application specific integrated circuit).

Processors suitable for the execution of a computer program include, by way of example, both general and special

purpose microprocessors, and any one or more processors of any kind of digital computer. Generally, a processor will receive instructions and data from a read only memory or a random access memory or both. The essential elements of a computer are a processor for executing instructions and one or more memory devices for storing instructions and data. Generally, a computer will also include, or be operatively coupled to, a communication interface to receive data from or transfer data to, or both, one or more mass storage devices for storing data, e.g., magnetic, magneto optical disks, or optical disks.

Moreover, a computer can be embedded in another device, e.g., a mobile telephone, a personal digital assistant (PDA), a mobile audio player, a Global Positioning System (GPS) receiver, to name just a few. Information carriers suitable for embodying computer program instructions and data include all forms of non volatile memory, including by way of example semiconductor memory devices, e.g., EPROM, EEPROM, and flash memory devices; magnetic disks, e.g., internal hard disks or removable disks; magneto optical disks; and CD ROM and DVD-ROM disks. The processor and the memory can be supplemented by, or incorporated in, special purpose logic circuitry.

To provide for interaction with a user, embodiments of the invention can be implemented on a computer having a display device, e.g., a CRT (cathode ray tube) or LCD (liquid crystal display) monitor, for displaying information to the user and a keyboard and a pointing device, e.g., a mouse or a trackball, by which the user can provide input to the computer. Other kinds of devices can be used to provide for interaction with a user as well; for example, feedback provided to the user can be any form of sensory feedback, e.g., visual feedback, auditory feedback, or tactile feedback; and input from the user can be received in any form, including acoustic, speech, or tactile input.

Embodiments of the invention can be implemented in a computing system that includes a back end component, e.g., as a data server, or that includes a middleware component, e.g., an application server, or that includes a front end component, e.g., a client computer having a graphical user interface or a Web browser through which a user can interact with an implementation of the invention, or any combination of such back end, middleware, or front end components. The components of the system can be interconnected by any form or medium of digital data communication, e.g., a communication network. Examples of communication networks include a local area network (“LAN”) and a wide area network (“WAN”), e.g., the Internet.

The computing system can include clients and servers. A client and server are generally remote from each other and typically interact through a communication network. The relationship of client and server arises by virtue of computer programs running on the respective computers and having a client-server relationship to each other.

Certain features which, for clarity, are described in this specification in the context of separate embodiments, may also be provided in combination in a single embodiment. Conversely, various features which, for brevity, are described in the context of a single embodiment, may also be provided in multiple embodiments separately or in any suitable subcombination. Moreover, although features may be described above as acting in certain combinations and even initially claimed as such, one or more features from a claimed combination can in some cases be excised from the combination, and the claimed combination may be directed to a subcombination or variation of a subcombination.

15

Particular embodiments of the invention have been described. Other embodiments are within the scope of the following claims. For example, the steps recited in the claims can be performed in a different order and still achieve desirable results. In addition, embodiments of the invention are not limited to database architectures that are relational; for example, the invention can be implemented to provide indexing and archiving methods and systems for databases built on models other than the relational model, e.g., navigational databases or object oriented databases, and for databases having records with complex attribute structures, e.g., object oriented programming objects or markup language documents. The processes described may be implemented by applications specifically performing archiving and retrieval functions or embedded within other applications.

What is claimed:

1. An online advertisement generation system for autonomously generating and broadcasting one or more communications, the one or more communications capable of being rendered, the online advertisement generation system comprising:

a communications system server capable of being coupled to a recipient device via an internet network connection, the recipient device having a graphical user interface being configured for receiving an input directed to a query, the query comprising data pertaining to one or more keywords, the communications system server further being coupled with a media repository for storing media rich communication content, the media rich communication content comprising a plurality of online advertisement templates and a plurality of media assets, the communications system server being configured for receiving the query from the recipient device via the internet network connection as well as for generating and broadcasting the one or more communications to the recipient device in response to the received query, the communications system server having an advertisement generation engine for autonomously generating the one or more communications, the one or more communications including a collection of slides comprising a grouping of design layers, design elements, and content containers, the advertisement generation engine comprising:

an advertisement builder, the advertisement builder for identifying and extracting the data pertaining to the one or more keywords from the query, and being configured for accessing the media repository and selecting, based on the data pertaining to one or more keywords, at least one of the plurality of online advertisement templates and at least one of the plurality of media assets;

a compiler associated with the advertisement builder, the compiler for integrating the at least one selected media asset with the at least one selected online advertisement template, and for grouping the design layers, design elements, and content containers into the collection of slides so as to generate the one or more communications capable of being rendered in a manner so as to be content specific to the data pertaining to the one or more keywords; and

a formatter associated with the compiler, the formatter for formatting the one or more communications, wherein once the one or more communications is generated and formatted, the communications system server autonomously broadcasts the one or more communications to the recipient device so as to be rendered at the graphical

16

user interface thereof, the slides being displayable in an auto-play on or an auto-play off format.

2. The online advertisement generation system in accordance with claim 1, wherein the compiler is configured for autonomously integrating the at least one selected media asset with the at least one selected online advertisement template to generate the one or more communications.

3. The online advertisement generation system in accordance with claim 1, further comprising a distribution program for targeted and autonomously broadcasting of the online advertisement over the Internet.

4. The online advertisement generation system in accordance with claim 3, wherein the distribution program uses keywords or other data for targeted broadcasting.

5. The online advertisement generation system in accordance with claim 4, wherein the formatter formats the online advertisement in one or more of a plurality of electronic distribution formats, the one or more of the plurality of electronic distribution formats comprising advertisements formatted for display on a web page and advertisements formatted for display on a mobile device; and

the distribution program is configured for distributing the online advertisement in at least one of the plurality of electronic distribution formats.

6. The online advertisement generation system in accordance with claim 5, wherein the electronic distribution format includes an electronic mail, a web page, an electronic brochure, and an animated file for display on a computer.

7. The online advertisement generation system in accordance with claim 6, wherein the data pertaining to one or more keywords is from a social network, a geographical location determining system, or a web page.

8. The online advertisement generation system in accordance with claim 7, wherein the data pertaining to one or more keywords comprises data determining a look and feel of a website and the online advertisement is generated based on the look and feel.

9. An online advertisement generation system for autonomously generating and broadcasting one or more communications, the one or more communications capable of being rendered, the online advertisement generation system comprising:

a communications system server being configured to be coupled to a recipient device via an internet network connection, the recipient device having a graphical user interface, the graphical user interface being configured for receiving an input directed to a query, the query comprising data pertaining to one or more keywords, the communications system server being coupled with a media repository for storing media rich communication content, the media rich communication content comprising a plurality of online advertisement templates and a plurality of media assets, the communications system server further being configured for receiving the query from the recipient device via the internet network connection as well as for generating and broadcasting the one or more communications to the recipient device in response to the received query, the communications system server having an advertisement generation engine for automatically generating the one or more communications, the one or more communications including a collection of slides comprising a grouping of design layers, design elements, and content containers, the advertisement generation engine comprising:

a compiler associated with the communications system server, the compiler for automatically identifying

17

and extracting the data pertaining to the one or more keywords from the query, for accessing the media repository and selecting, based on the data pertaining to one or more keywords, at least one of the plurality of online advertisement templates and at least one of the plurality of media assets, and for integrating the selected media asset with the selected online advertisement template, as well as for grouping the design layers, design elements, and content containers into the collection of slides so as to generate the one or more communications capable of being rendered in a manner so as to be content specific to the data pertaining to the one or more keywords; and

a distribution program associated with the compiler, the distribution program for targeted and autonomously broadcasting of the one or more communications over the internet network connection to the recipient device so as to be rendered at the graphical user interface thereof, the slides being displayable in an auto-play on or an auto-play off format.

10. The online advertisement generation system in accordance with claim 9, further comprising a formatter associated with the compiler, the formatter for formatting the one or more communications.

11. The online advertisement generation system in accordance with claim 10, wherein the formatter is configured for formatting the one or more communications in at least one of a plurality of distribution formats.

12. The online advertisement generation system in accordance with claim 11, wherein the plurality of distribution formats comprise one or more of an electronic mail, a web page, an electronic brochure, and an animated file for display on a computer.

13. The online advertisement generation system in accordance with claim 9, wherein the distribution program uses data pertaining to one or more keywords or other data for the targeted and autonomous broadcasting.

14. The online advertisement generation system in accordance with claim 13, wherein the data pertaining to one or more keywords is from a social network, a geographical location determining system, or a web page.

15. The online advertisement generation system in accordance with claim 14, wherein the data pertaining to one or more keywords comprises data determining a look and feel of a website and the online advertisement is generated based on the look and feel.

16. The online advertisement generation system in accordance with claim 15, wherein the extracted data comprises a keyword entered at the graphic user interface presented for display to the client or recipient computing device.

17. The online advertisement generation system in accordance with claim 9, further comprising a project builder for assisting in the building of the online advertisement.

18. An online advertisement system, comprising:

a server-side media repository, the server-side media repository for storing one or more online advertisement templates and one or more media assets;

a server-side advertisement builder, the server-side advertisement builder configured for obtaining and extracting data from a data feed received by the server from a recipient computing device, the advertisement builder using the extracted data to access the server-side media repository, to select both an online advertisement template and a media asset from the media repository, and to generate one or more online advertisements based on the selected online advertisement template and the media asset, the one or more online advertisements

18

including a collection of slides comprising a grouping of design layers, design elements, and content containers;

a server-side distribution program, the server side distribution program configured for accessing the one or more online advertisements from the server-side advertisement builder for targeted broadcasting of the one or more online advertisements over the Internet, in at least one of a plurality of electronic distribution formats, the distribution program using keywords for the targeted broadcasting, the targeted broadcasting being directed to the recipient computing device in a manner so as to be rendered at the graphical user interface thereof, the slides being displayable in an auto-play on or an auto-play off format.

19. The online advertisement system in accordance with claim 18, wherein the extracted data comprises one or both of data pertaining to a keyword and other data received from one or more of the client or recipient computing device.

20. The online advertisement system in accordance with claim 19, wherein the extracted data comprises data received from a social network, a geographical location determining system, or a web page.

21. The online advertisement system in accordance with claim 20, wherein the extracted data comprises a keyword entered at the graphic user interface presented for display to one or more of the client or recipient computing device.

22. The online advertisement system in accordance with claim 18, further comprising a server side compiler for assisting in the integrating of the selected media asset with the selected online advertisement template.

23. The online advertisement system in accordance with claim 18, further comprising a formatter for formatting the online advertisement in the at least one of a plurality of electronic distribution formats.

24. An online advertisement generation system for autonomously building and broadcasting one or more communications to a graphical user interface of a recipient device, the one or more communications capable of being rendered, the online advertisement generation system comprising:

a media repository for storing media content comprising a plurality of online advertisement templates and a plurality of media assets;

a communications system server being associated with the media repository and connectable to an internet network, the communication system server being configured for receiving, via the internet network, one or more of user data, keyword data, and geographic data; an advertisement generation engine coupled to the media repository, the advertisement generation engine for autonomously generating the one or more communications and comprising:

an advertisement builder configured for accessing the media repository and selecting, based on one or more of the user data, keyword data, and geographic data, at least one of the plurality of online advertisement templates and at least one of the plurality of media assets to build the one or more communications, the one or more communications including a collection of slides comprising a grouping of design layers, design elements, and content containers;

a compiler associated with one or more of the media repository and advertisement generation engine, the compiler for integrating the at least one selected media asset with the at least one selected online advertisement template, and for grouping the design layers, design

elements, and content containers into the collection of slides so as to generate the one or more communications capable of being rendered in a manner so as to be content specific to the user data, keyword data, and geographic data;

- a formatter associated with the compiler, the formatter for formatting the one or more communications; and
- a distributor, wherein once the one or more communications is built and formatted, the distributor autonomously broadcasts the one or more communications via the internet network to the recipient device so as to be rendered at the graphical user interface thereof, the slides being displayable in an auto-play on or an auto-play off format.

25. The online advertisement generation system in accordance with claim 24, wherein the formatter is configured for formatting the one or more communications in at least one of a plurality of distribution formats.

26. The online advertisement generation system in accordance with claim 25, wherein the plurality of distribution formats comprise one or more of an electronic mail, a web page, an electronic brochure, and an animated file for display on a computer.

27. The online advertisement generation system in accordance with claim 24, wherein the distributor uses one or more of the user data, keyword data, and geographic data for targeted broadcasting of the one or more communications to the recipient device.

28. The online advertisement generation system in accordance with claim 27, wherein the user data, keyword data, and geographic data comprises data determining a look and feel of a website and the one or more communications is generated based on the look and feel.

29. The online advertisement generation system in accordance with claim 24, wherein the user data, keyword data, and geographic data comprises data entered at a graphic user interface presented for display to the recipient computing device.

30. An online advertisement generation system for autonomously generating and broadcasting a communication to a graphical user interface of a recipient device, the communication capable of being rendered, the online advertisement generation system comprising:

- a media repository for storing media content comprising a plurality of online advertisement templates and a plurality of media assets;
- a communications system server coupled to the media repository, the communications system server being connectable to an internet network, the communications system server being configured for receiving, via the internet network, one or more of user data, keyword data, and geographic data, and comprising:

an advertisement generation engine for autonomously generating the communication, the advertisement generation engine for accessing the media repository and selecting, based on one or more of the user data, keyword data, and geographic data, at least one of the plurality of online advertisement templates and at least one of the plurality of media assets to generate the communication, the communication including a collection of slides comprising a grouping of design layers, design elements, and content containers;

- a compiling engine for integrating the at least one selected media asset with the at least one selected online advertisement template, and for grouping the design layers, design elements, and content containers into the collection of slides so as to generate the communication capable of being rendered in a manner so as to be content specific to the user data, keyword data, and geographic data;

a formatting engine for formatting the communication; and

a distribution engine wherein once the communication is generated and formatted, the communications system server autonomously broadcasts the one or more communications via the distribution engine to the recipient device so as to be rendered at the graphical user interface thereof, the slides being displayable in an auto-play on or an auto-play off format.

31. The online advertisement generation system in accordance with claim 30, wherein the formatting engine is configured for formatting the communication in at least one of a plurality of distribution formats.

32. The online advertisement generation system in accordance with claim 31, wherein the plurality of distribution formats comprise one or more of an electronic mail, a web page, an electronic brochure, and an animated file for display on a computer.

33. The online advertisement generation system in accordance with claim 30, wherein the distribution engine uses one or more of the user data, keyword data, and geographic data for targeted broadcasting of the one or more communications to the recipient device.

34. The online advertisement generation system in accordance with claim 30, wherein one or more of the user data, keyword data, and geographic data comprises data determining a look and feel of a website and the one or more communications is generated based on the look and feel.

35. The online advertisement generation system in accordance with claim 28, wherein the user data, keyword data, and geographic data comprises data entered at the graphic user interface presented for display to the recipient computing device.

* * * * *